



The Ultimate
Driving Machine



THE 6

GRAN TURISMO

THE BMW 6 SERIES GRAN TURISMO.



INNOVATION AND TECHNOLOGY.



18 BMW EfficientDynamics



20 BMW ConnectedDrive



22 Suspension and safety

EQUIPMENT.




24 Models



28 Equipment highlights



32 Exterior colours



34 Interior colours



36 Wheels and tyres



37 Genuine BMW Accessories



SENSE AND
SENSIBILITY HAVE
NEVER BEEN CLOSER.



THE LEADING LOOK.

COUPÉ-STYLE ROOFLINE AND ELEGANT CONTOURS || LONG WHEELBASE
AND SET BACK GREENHOUSE || FRAMELESS WINDOWS





WHEN EVEN THE LONGEST JOURNEY FEELS TOO SHORT.

GENEROUS HEAD AND LEGROOM FOR OUTSTANDING COMFORT ON LONG JOURNEYS || OPTIONAL EXECUTIVE DRIVE WITH INTEGRAL ACTIVE STEERING || OPTIONAL PANORAMIC GLASS SUNROOF || AMBIENT LIGHTING || OPTIONAL AMBIENT AIR PACKAGE || OPTIONAL BOWERS & WILKINS DIAMOND SURROUND SOUND SYSTEM



STAY IN THE
KNOW AS YOU GO.

BMW CONNECTED II OPTIONAL BMW GESTURE CONTROL II
OPTIONAL HEAD-UP DISPLAY II INTELLIGENT VOICE CONTROL SYSTEM II
10.25" COLOUR TOUCH DISPLAY



FUNCTIONALITY MEETS DYNAMICS.

ACTIVE REAR SPOILER EXTENDS AUTOMATICALLY DEPENDENT
ON SPEED II SCULPTED FULL LED TAIL LIGHTS II SPACIOUS
LUGGAGE COMPARTMENT WITH THROUGH-LOADING SYSTEM





DYNAMICS ROOTED IN INNOVATION.

ACTIVE AIR STREAM KIDNEY GRILLE WITH WIDE GRILLE FRAME II OPTIONAL
DRIVING ASSISTANT PLUS WITH STEERING AND LANE CONTROL ASSISTANT II
OPTIONAL REMOTE CONTROL PARKING II BMW ICON ADAPTIVE LED HEADLIGHTS



THE BMW 6 SERIES GRAN TURISMO HAS EARNED ITS NAME -

IT COMBINES AN EXCEPTIONALLY SPACIOUS INTERIOR WITH MAXIMUM COMFORT, WITHOUT COMPROMISING ANY OF ITS TRADEMARK DRIVING PLEASURE. IT PRESENTS A DESIGN THAT PERFECTLY BALANCES OUT DYNAMICS AND AESTHETICS. WITH SO MUCH AUTHORITY AND CONFIDENT ELEGANCE, EVERY MILE IS A SOURCE OF JOY; AND EVERY SENSE IS REWARDED. **THE LONGEST JOURNEY IS JUST SHORT ENOUGH: IN THE BMW 6 SERIES GRAN TURISMO.**

PLENTY OF ROOM
FOR THE GREATEST
DEMANDS.

MORE POWER FROM LESS FUEL.

More power from three to twelve cylinders. Consume less, experience more – the **BMW TwinPower Turbo engines** offer the greatest possible dynamic performance with the greatest possible efficiency thanks to the newest injection systems, variable output control and sophisticated turbocharger technology. Whether diesel or petrol, and no matter how many cylinders, the engines from the BMW EfficientDynamics engine family allow more agile power delivery and outstanding responsiveness even at low rpms, while being fuel-efficient and low in emissions.

MORE DRIVING PLEASURE, LESS EMISSIONS.

BMW EfficientDynamics includes not only the engine and drivetrain, but rather the whole vehicle concept, including intelligent energy management. Provided as standard in every BMW, a variety of innovative technologies contribute to continuously improving efficiency. Via engine efficiency measures, electrification, lightweight construction methods and optimised aerodynamics, BMW is striving to reduce the CO₂ emissions of its fleet.

MORE SPEED, LESS WEIGHT.

Lower weight with intelligent lightweight construction. Special consideration for every last detail – intelligent lightweight construction means that the optimal material is found and implemented for each part of the vehicle. With extremely light high-tech materials such as aluminium and carbon fibre, **BMW EfficientLightweight** is pursuing the goal of minimising vehicle weight. That leads to even more dynamic performance, increased stability and heightened vehicle safety and comfort.



INTELLIGENT START/STOP FUNCTION

The Intelligent Start/Stop function enhances driving comfort with the help of the interaction of the navigation, camera and radar data. It switches the engine off only when an extended standing time is expected and the energy required to start the engine is likely to be lower than that saved when it is shut down.

AERODYNAMICS

With targeted measures focusing on aerodynamics, BMW has optimised drag coefficient and efficiency as well as interior acoustics. Fuel consumption has also been reduced. The Active Air Stream kidney grille, the Air Breather and the Air curtain on the front wheels are targeted and detailed measures to further reduce air resistance.

DRIVE PERFORMANCE CONTROL INCL. ADAPTIVE MODE

The Drive Performance Control lets the driver choose between the standard Comfort mode, ECO PRO mode, geared towards efficiency, and Sport mode, which enables even more dynamic driving. The new interactive function Adaptive Mode continuously adjusts the Dynamic Damper Control, the steering and the Steptronic transmission to suit the current driving situation.

IN THE BMW 6 SERIES GRAN TURISMO.



REGISTERS UP TO **360** DEGREES
OF THE VEHICLE'S SURROUNDINGS.

Enjoy the ultimate in comfort and safety with the BMW Personal CoPilot. Whether it's for driving, parking or visibility, you can rely on BMW Personal CoPilot driver assistance systems in every situation. The most cutting-edge systems, such as radar, ultrasound and cameras, dependably register the vehicle's surroundings, forming the basis for intelligent driver assistance systems. Either activated when desired, or as emergency assistance in the background – BMW Personal CoPilot assistance systems make every drive in your BMW even safer and more enjoyable.

CONNECTED FOR OVER **20** YEARS.

Focused on the future – from the very beginning. By the 1990s, BMW had already made headway in connected mobility. Another milestone of the digital future was surpassed in 2004 with vehicles with built-in SIM cards. Then came the first online functionality, Google Services and innovative display systems such as the BMW Head-Up Display. Throughout this process, the desires of the customer have always taken centre stage. In a first for a premium automobile manufacturer, BMW makes it possible to book and pay for services flexibly via the BMW ConnectedDrive Store, in the vehicle or on a computer at home. And with the introduction of BMW Connected and the Open Mobility Cloud, BMW is taking the next steps into the future of mobility.

MORE THAN **20** SERVICES
IN THE BMW CONNECTED DRIVE STORE.

The ConnectedDrive Services equipment forms the basis for intelligent BMW ConnectedDrive functions, as well as for the integration of selected smartphone apps. This equipment also provides access to the BMW ConnectedDrive Store, in which services and apps can be ordered and extended easily, any time and anywhere to suit the user's individual requirements – for example with the Concierge Service or Remote Services, which turn every drive into a convenient and entertaining experience.

IN TOUCH **24/7**
WITH BMW CONNECTED.

What would it be like if you were never late again? What if your BMW already knew your preferred destinations? How would you like reliable navigation, whether you're sitting in your vehicle or not? BMW Connected provides you with the information you want, when and where you want it. BMW Connected is a personal mobility assistant which facilitates your everyday mobility and aids you in reaching your destinations relaxed and on time. With the BMW Connected app, mobility-relevant information such as recommendations for optimal departure times are available at any time via smartphone or smartwatch and can be seamlessly transmitted to the car.

BMW CONNECTED.

BMW Connected is a personal mobility assistant which facilitates everyday mobility and aids drivers in reaching their destinations relaxed and on time. Mobility-relevant information such as recommendations for optimal departure times are available remotely via iPhone or Apple Watch and can be seamlessly transferred into the car.¹

REMOTE 3D VIEW.

With Remote 3D View, images of the parked vehicle's surroundings can be viewed on a smartphone. The function can be activated via the BMW Connected App (for iOS). It also allows the user to observe the area around the vehicle as a 3D image.^{1,2}

DRIVING ASSISTANT PLUS.

Driving Assistant Plus offers greater comfort and security during monotonous or complex driving situations. These can include traffic jams, stop-and-go traffic or long journeys through the city, on country roads or motorways, along with navigating junctions and lane changes.¹

PARKING ASSISTANT PLUS.

Parking Assistant Plus makes parking and manoeuvring the vehicle easier. It features Surround-view including Top-view, Remote 3D view, Panorama view, PDC and Park Assist with linear guidance, which parks the vehicle parallel or perpendicular automatically. The system works by measuring potential spaces while driving past at a low speed.¹

¹ Available as optional equipment.
² Part of Parking Assistant Plus.

■ Standard equipment □ Optional equipment

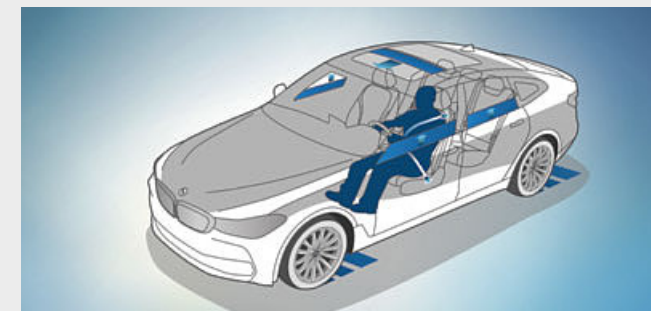


The intelligent **BMW xDrive all-wheel drive system** smoothly and variably distributes drive power to the front and rear wheels for maximum traction, driving dynamics and safety in every driving situation. For even better agility, the electronically controlled power distribution counterbalances over and under-steering on bends, among other things.¹

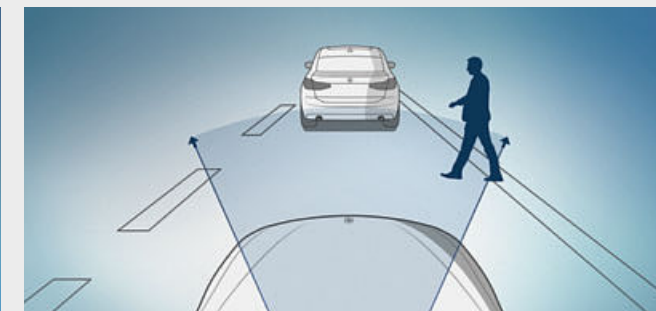
Integral Active Steering combines support that varies based on the steering angle on the front axle, and rear wheels that also contribute to steering. At lower speeds, it offers greater manoeuvrability and agility by turning the rear wheels opposite the front wheels. Beginning around 37 mph, the rear wheels turn parallel to the front wheels, to increase stability and comfort.¹

The **Adaptive two-axle air suspension** ensures extremely comfortable driving with great driving dynamics. Unlike steel suspension, air suspension consists of air-filled rubber pads that keep the vehicle evenly elevated, regardless of the driving mode and even when carrying a heavy load, as the air pressure inside the pads is constantly adjusted.¹


The **Executive Drive suspension control system** ensures exceptional driving comfort and outstanding driving dynamics at the same time. The system is based on Integral Active Steering and active stabilisers that electro-mechanically regulate suspension continually during the journey thereby minimising the incline of the car body.^{1,2,3}



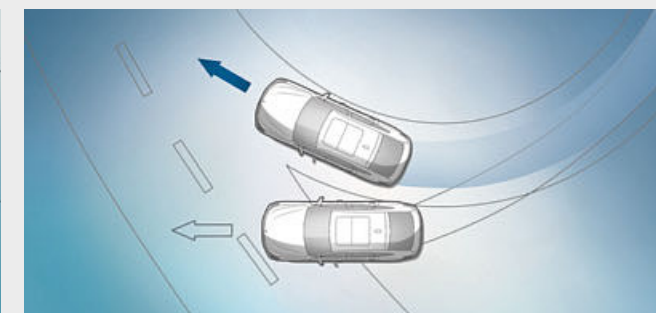
□ **Dynamic Safety** is the BMW ConnectedDrive preventive passenger protection system. Dynamic Safety warns the driver if it detects signs of tiredness, safety belts are pre-tensioned in critical situations, electric seats are returned to upright positions and the windows and sliding roof are closed. After an accident occurs, the brakes are automatically applied until the car reaches a standstill.



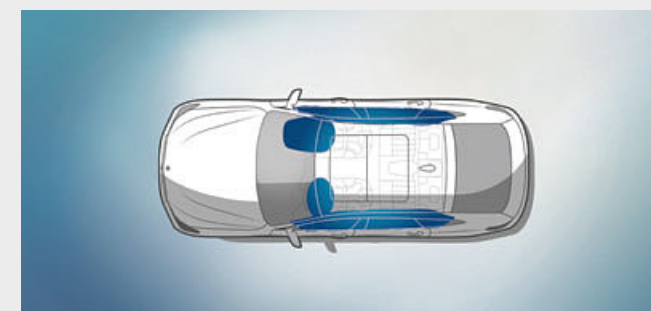
□ **Driving Assistant** includes camera-based systems Approach control warning with person warning and city braking function⁴, Speed-limit information including no-overtaking indicator, Lane Departure and Lane Change Warnings, as well as the radar-based Crossing-traffic warning, rear and Prevention of rear collision.



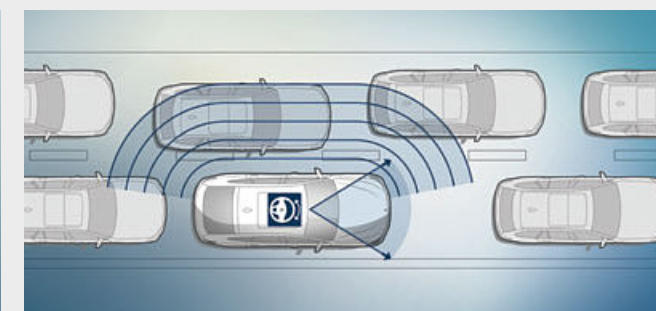
■ **LED headlights** with Adaptive headlights, variable city and motorway light distribution optimally illuminate the road ahead. Even at a standstill, the integrated cornering lights are automatically activated by signalling or turning the steering wheel and are active at speeds of up to 35 mph.



■ **Dynamic Stability Control (DSC)** uses sensors to constantly assess the vehicle's movements, optimising directional stability and traction by intervening in engine and brake management. This increases driving safety.



■ **Airbags for driver and front passenger** are part of the optimally coordinated safety components in a BMW. Overall, six airbags provide targeted protection: including driver and front passenger airbags, airbags for the entire window surface on the side, and side airbags integrated into the front seat backrests.



□ **Lane Keeping Assistant** with active side collision protection. Assists the driver at speeds between 43 mph to 130 mph by means of comfortable corrective steering interventions, helping to stay in lane and actively prevent potential side collisions.⁵

¹ Available as optional equipment.
² Not available with 630i, 620d and 620d xDrive models.

³ Only available in conjunction with Integral Active Steering.
⁴ This function can be limited by darkness and fog.

⁵ Part of Driving Assistant Plus.

■ Standard equipment □ Optional equipment



■ The Sport leather steering wheel with three spokes lends the cockpit a premium yet sporty look. It features decorative airbag trim in leather with ornamental seams. Its thinner rim and contoured thumb rests are perfectly shaped with an exceptionally pleasant feel.



■ Front seats and the rear row of seats combine to offer comfortable seating for up to five people. All the seats are fitted with headrests and three-point automatic retractable seat belts. The rear row can safely accommodate three child seats, and passengers in the rear enjoy a generous amount of leg room.

SE model interior equipment features:

- 20GB Hard Disc Drive (HDD) memory
- Air conditioning, automatic with two-zone control
- Ambient lighting
- Bluetooth Hands-free facility with USB audio interface and Voice Control
- BMW Live Cockpit Professional, comprising:
 - Apps
 - BMW Emergency Call
 - BMW TeleServices
 - Intelligent Voice Control
 - Map updates
- Connected Package Professional, comprising:
 - Apple CarPlay® preparation
 - Concierge Services
 - Connected Music
 - Connected Navigation
 - Connected Teaser
 - Real Time Traffic Information
 - Remote Services
- Interior trim, Aluminium fine cutting with Pearl Chrome finisher
- Sport automatic transmission with gearshift paddles
- Sport leather steering wheel, three-spoke
- Through-loading system

SE model exterior equipment features:

- 18" light alloy Multi-spoke style 619 wheels
- Active Air Stream Kidney grille
- BMW Icon Adaptive LED Headlights
- Brake lights with LED technology, Dynamic
- Exhaust tailpipes – single, round, left and right, Chrome
- Exhaust tailpipes – single, quadrilateral, left and right (640i xDrive only)
- Exterior mirrors – folding with anti-dazzle
- LED fog lights
- Park Distance Control (PDC), front and rear
- Reversing Assist camera



□ 18" light alloy Multi-spoke style 619 wheels with run-flat tyres, 8J x 18 with 245/50 R18 tyres.



□ 19" light alloy V-spoke style 620 wheels with run-flat tyres, front 8.5J x 19 with 245/45 R19 tyres, rear 9.5J x 19 with 275/40 R19 tyres.

■ Standard equipment □ Optional equipment



■ The M leather steering wheel enables precise control, while the optional Piano Black interior trim underscores the car's athletic design.



■ The sport seats in Cognac Dakota leather with Exclusive stitching and piping create a powerful look, while tall side bolsters and electric seat adjustment ensure comfortable support.

M Sport interior equipment:

- Door sill finishers with illuminated M designation
- Headlining, Anthracite
- Instrument panel in Sensatec
- Interior trim, Aluminium Rhombicle with Pearl Chrome finisher
- M specific floor mats
- M specific key
- M specific pedals
- M specific steering wheel
- Panoramic glass sunroof
- Sports seats, front

M Sport exterior equipment:

- 19" light alloy M Double-spoke style 647 M Bicolour wheels with run-flat tyres
- Exhaust tailpipes – single, quadrilateral, left and right, Chrome
- Exterior trim, High-gloss Shadowline
- M aerodynamic bodystyling
- M designation on front side panels, left and right
- M Sport braking system
- M Sport suspension



■ 19" light alloy M Double-spoke style 647 M wheels in Bicolour, with run-flat tyres, front 8.5J x 19 with 245/45 R19 tyres, rear 9.5J x 19 with 275/40 R19 tyres.



□ 20" M light alloy Double-spoke style 648 M wheels in Bicolour, with run-flat tyres, front 8.5J x 20 with 245/40 R20 tyres, rear 10J x 20 with 275/35 R20 tyres.

■ The high-performance M Sport brakes are distinguished by exclusive Blue brake calipers with M designation and outstanding braking performance.

■ Standard equipment □ Optional equipment



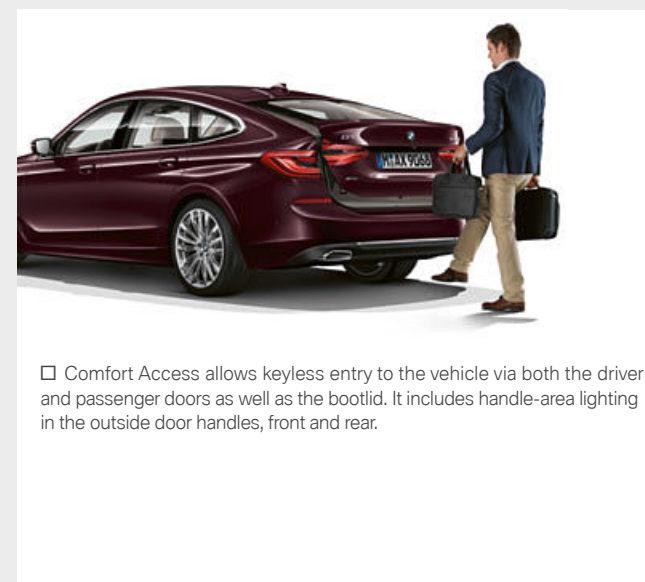
■ The Active rear spoiler automatically extends and retracts according to the speed of the vehicle in order to improve stability. It can also be manually activated via a button on the centre console.



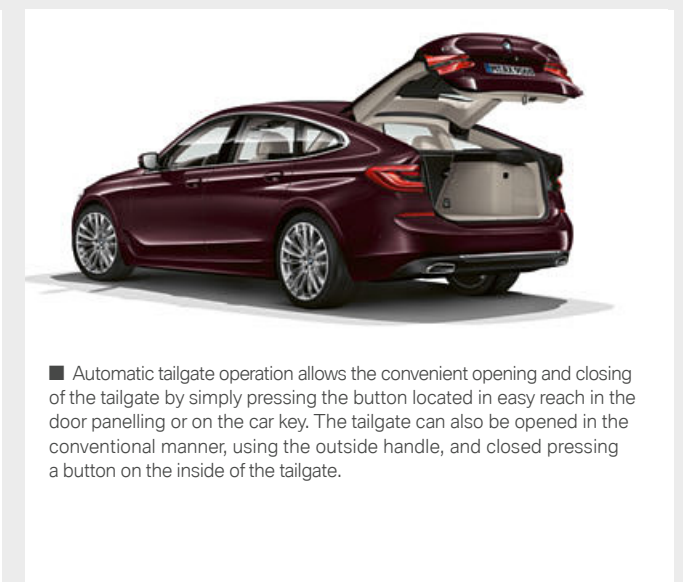
□ When open, the Panoramic glass sunroof provides a great deal of fresh air. Closed, it creates a bright, light-flooded atmosphere in the interior. It opens and closes completely automatically at the push of a button, or remotely, and is equipped with slide and lift functions, roller sunblind and wind deflector. (Standard for M Sport models).



■ BMW Icon Adaptive LED Headlights include BMW Selective Beam, cornering lights and adaptive headlights. The light colour is similar to daylight and provides an ideal, even illumination of the road to improve visibility and make driving in the dark less tiring. The iconic light design with four light elements makes the vehicle recognisable as a BMW even at night.



□ Comfort Access allows keyless entry to the vehicle via both the driver and passenger doors as well as the bootlid. It includes handle-area lighting in the outside door handles, front and rear.



■ Automatic tailgate operation allows the convenient opening and closing of the tailgate by simply pressing the button located in easy reach in the door panelling or on the car key. The tailgate can also be opened in the conventional manner, using the outside handle, and closed pressing a button on the inside of the tailgate.



■ LED foglights increase short-range visibility in fog or rain, improving safety. The colour of the light they emit is remarkably similar to daylight. They also consume little energy and have a very long lifespan. The foglights give the front of the car a high-tech, modern appearance. (Standard for SE models).



■ The rear lights with LED technology consist of individual high-performance LED lighting elements and have the characteristic, typical BMW L-shape ensuring that the vehicle is clearly recognisable as a BMW, even in the dark.



□ The Remote Control Parking¹ function allows the driver to conveniently get out of the vehicle before parking it via remote control by moving it forward into, or reversing out of, a tight parking space or garage. The driver activates the remote-controlled parking function from outside the vehicle via the BMW display key.



■ The high-performance M Sport brakes are distinguished by exclusive Blue brake calipers with M designation and outstanding braking performance. (Standard for M Sport models).

¹ Only available in conjunction with optional Parking Assistant Plus, Comfort Access and BMW Display key.

■ Standard equipment □ Optional equipment



□ The Bowers & Wilkins Diamond Surround Sound System with 1400W amplifier and two diamond tweeters features outstanding studio-quality sound for every seat in the car. The 16 carefully positioned speakers ensure a mesmerising sound experience. The speakers are illuminated, visually emphasising the system's outstanding sound quality.



■ Ambient lighting creates a relaxed, cosy lighting atmosphere in the interior, and features vicinity illumination in the exterior door handles. There are 11 predefined light designs available in six different colours, with contour and ambient lighting on the instrument panel, door trim and centre console.



□ Rear-seat entertainment Experience includes two separate 10.2" colour screens that can be tilted and a Blu-ray drive. This makes it possible to use the navigation system or the internet while on the road (with an existing mobile phone contract). Features remote control, USB port and ports for MP3 players, games consoles and headphones (including wireless headphones).⁴



■ The split-folding rear seat consists of rear seat backrests that are divided in a 40:20:40 ratio, guaranteeing more flexibility when transporting people and objects. For example, two passengers can be seated comfortably in the rear, while long objects such as ski and snowboard bags can be transported at the same time.



■ The Instrument panel in Sensatec lends the interior of the vehicle a highly exclusive atmosphere. The synthetic leather is applied directly to a semi-rigid foam, and features an impressively soft surface. The wear-resistant material is finished with attractive double lap seams. (Standard for M Sport models).



□ Automatic air conditioning with four-zone control comes with the equipment included in Automatic air conditioning with two-zone control with extended features, along with two air vents in the B columns. Additionally, the rear passengers can individually adjust their own climate via a separate control element with display and the glove compartment can be cooled.



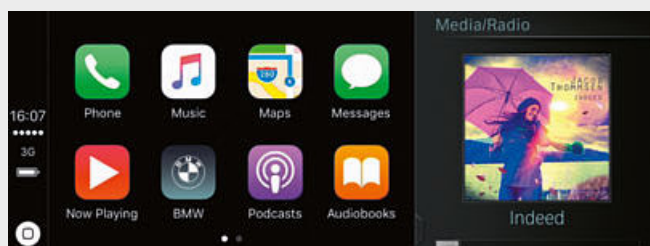
□ The BMW Display key shows various information about the vehicle's status and allows selected functions to be controlled with an integrated touch display.



■ The Reversing Assist camera enables improved orientation when reversing at speeds below 10mph, for example, when parking. It shows the area behind the car on the Control Display. Interactive track lines for measuring distance and turning circles assist the driver when manoeuvring, obstacles are marked in colour.



□ A smartphone holder within the centre console features inductive charging for compatible mobile telephones (using Qi wireless charging format) and connection to the vehicle's external aerial. Includes LED charge level indicator and forgotten mobile phone warning. A roof aerial connection improves mobile reception. Two mobile telephones and an audio player can be connected simultaneously via Bluetooth. Also included are Bluetooth Office and the technical capacity for a WiFi hotspot.¹



■ Apple CarPlay[®] preparation enables wireless and comfortable usage of your iPhone[®] in your vehicle via Apple CarPlay[®].^{2,3}



□ The Surround View system makes parking easier by making the area around the car visible with Top View, a Panorama View with automatic activation as well as a 3D View.⁵



□ Parking Assistant Plus makes parking and manoeuvring the vehicle easier. It features Surround-view including Top-view, Remote 3D view, Panorama view, PDC and Park Assist with linear guidance, which parks the vehicle parallel or perpendicular automatically. The system works by measuring potential spaces while driving past at a low speed.

¹ Supports inductive charging for Qi-compatible mobile phones. Special charging cases are available from Genuine BMW Accessories for selected smartphones that do not support the Qi standard for inductive charging.

² Compatibility and functions may vary due to the model year of the iPhone[®] and the version of software installed on it. Functions using a data connection will use data from the SIM card in the iPhone[®]. Additional data charges may be applied by the mobile network provider.

³ Available and active without runtime limitations. Usage cannot be guaranteed permanently due to potential future technical developments (of the Service availability and/or Smartphone compatibility/operating systems).

⁴ Only available in conjunction with optional Additional 12V power socket.
⁵ Part of Parking Assistant Plus.

EXTERIOR COLOURS.

■ Standard equipment □ Optional equipment




□ **Non-metallic** 300 Alpine White




■ **Metallic** A96 Mineral White




■ **Metallic** A83 Glacier Silver¹




■ **Metallic** C25 Royal Burgundy Red Brilliant Effect




■ **Metallic** C10 Mediterranean Blue¹



■ **Metallic** C2Y Bluestone




■ **Metallic** A90 Sophisto Grey Xirallic



■ **Metallic** 475 Black Sapphire¹

M SPORT



■ **Metallic** 416 Carbon Black²

[Colours] The colours printed above are intended to provide you with a first impression of paints and materials available for your BMW. Experience has shown, however, that printed images of paint, upholstery and interior trim colours cannot faithfully reproduce the actual

appearance of the originals. We recommend therefore that you consult your BMW Retailer who will be able to show you original samples and assist with any requests.

¹ Not available on M Sport models.
² Only available on M Sport models.

■ Standard equipment □ Optional equipment

LEATHER

Available with




■ SE

Dakota leather
LCSW Black/Black
interior world




■ M Sport

Dakota leather
LCFK Black with
Exclusive stitching
and contrast piping/
Black interior world



■ M Sport

Dakota leather
LCFI Ivory White
with Exclusive
stitching and
contrast piping/
Black interior world




■ M Sport

Dakota leather
LCRO Cognac with
Exclusive stitching
and contrast piping/
Black interior world


LEATHER

Available with




□ M Sport

Dakota leather
LCNL Black with
contrast stitching in
Blue/Black interior
world




□ M Sport

**Exclusive Nappa
leather** LZFK Black
with Exclusive
stitching² and
contrast piping/
Black interior world



□ M Sport

**Exclusive Nappa
leather** LZFI Ivory
White with Exclusive
stitching² and
contrast piping/
Black interior world



□ M Sport

**Exclusive Nappa
leather** LZNI
Mocha with
Exclusive stitching²
and contrast piping/
Black interior world

INTERIOR TRIMS

Available with



■ M Sport

4K7 Aluminium
Rhombicle with Pearl
Chrome highlight



■ SE
□ M Sport

4K9 Aluminium fine
cutting with Pearl
Chrome highlight




□ SE
□ M Sport

4LH Finesline Cove
fine-wood with Pearl
Chrome highlight



□ SE
□ M Sport

4LF Finesline Ridge
fine-wood with Pearl
Chrome highlight



□ SE
□ M Sport

4LQ Poplar grain Grey
fine-wood with Pearl
Chrome highlight




□ SE
□ M Sport

4ML BMW Individual
Piano Black

INTERIOR COLOURS

Available with



SE
M Sport

Black

Please note that even normal long or short-term use can lead to permanent upholstery damage. This can be caused in particular by non-colourfast clothing.

¹ Not available in conjunction with Comfort seats.

² Only available in conjunction with Comfort seats and Through-loading system.

Please note that the interior colour depends on the selected upholstery colour.

WHEELS AND TYRES.

□ 20" M light alloy Double-spoke style 648 M wheels in Bicolour, with run-flat tyres, front 8.5J x 20 with 245/40 tyres, rear 10J x 20 with 275/35 R20 tyres.



□ 20" light alloy V-spoke style 628 wheels, Bicolour with run-flat tyres, front 8.5J x 20 with 245/40 R20 tyres, rear 10J x 20 with 275/35 R20 tyres.



□ 19" light alloy V-spoke style 620 wheels with run-flat tyres, front 8.5J x 19 with 245/45 R19 tyres, rear 9.5J x 19 with 275/40 R19 tyres.



□ 18" light alloy V-spoke style 684 wheels with run-flat tyres, 8J x 18 with 245/50 R18 tyres.



□ 18" light alloy Multi-spoke style 619 wheels with run-flat tyres, 8J x 18 with 245/50 R18 tyres.

GENUINE BMW ACCESSORIES.

Equipment 36 | 37


■ Standard equipment □ Optional equipment ○ Accessories



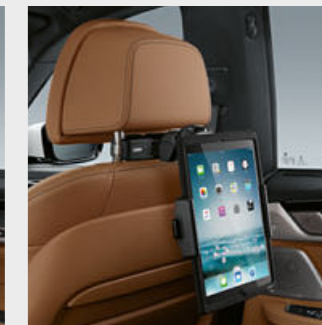
○ The Rear Bike Carrier is lightweight yet sturdy and can carry up to 60kg. Exceptionally easy to use, it carries two bicycles or e-bikes. Its tilt function also allows easy access to the luggage compartment at all times.



○ This contemporary BMW Roof box in Black with titanium silver side trims has a 520-litre capacity and fits all BMW Roof rack systems. It can be opened from both sides and features triple central locking on each side which makes it easy to load and provides anti-theft locking. BMW Roof boxes in other sizes are also available.



○ The Travel & Comfort System Coat Hanger slots into the separately available base carrier (required) and can also be used outside the vehicle.



○ The Travel & Comfort System Universal Holder with Tablet Safety Case allows rear seat passengers to easily use their tablet within the car. Available for a range of tablets.



○ The premium-quality 21" light alloy wheels are in Bicolour Black, gloss-lathed on the visible side, emphasising the car's dynamic appearance.



○ Precisely-fitted, durable, anti-slip, water-resistant Luggage Compartment Mat. Black with the number 6 featured as a stainless steel inlay.

BMW 640i xDrive M Sport Gran Turismo:

BMW TwinPower Turbo six-cylinder in-line petrol engine, 340hp (250kW), 20" M light alloy Double-spoke style 648 M wheels in Bicolour, Mineral White metallic paint, Comfort seats upholstered in Cognac Dakota leather with exclusive stitching and contrast piping, BMW Individual Piano Black interior trim.

The models illustrated in this brochure show the equipment and configuration options (standard and optional) for vehicles produced by BMW AG for the German market. Alterations in standard and optional equipment and the configurations, as described in this brochure, may differ at the time of printing, or according to the specific requirements of other markets. Your local BMW Retailer is available to provide further details. Subject to alteration in design and equipment. Part number 01 29 5 A11 DD6 V1 (Revised). December 2019.

© BMW AG, Munich, Germany. Reproduction, even in part, only with the written approval of BMW AG, Munich.

4 11 006 284 21 2 2019 CB. Printed in Germany 2019.